



SUP-EK SERIES

NOISE FILTERS



Features

- Uses wiring-easy terminal block.
- High attenuation over a broad band range by two-stage ferrite core circuit construction.
- Wide range lineup (5 to 30A).
- Bleeder resistor for electric shock protection.

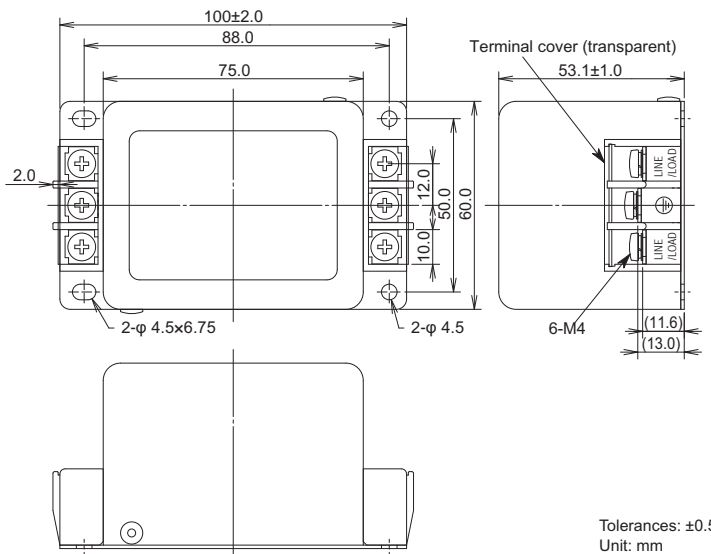
Applications

- Information processing devices, Office appliances, Various control systems and etc.

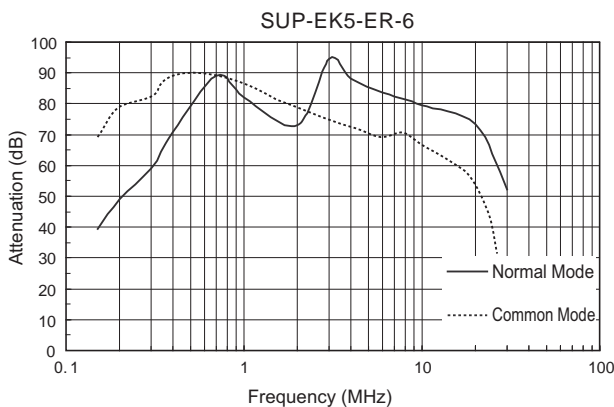


Safety Standard		File No.
UL	:UL1283	E78644
cUL	:C22.2, No.8-M1986	
TÜV	:EN60939	R2-50006837

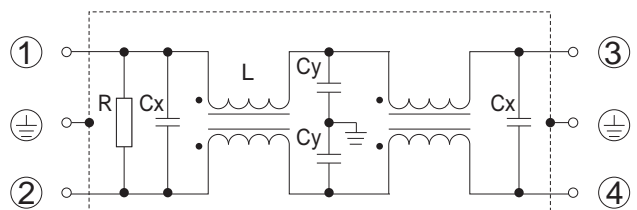
• Dimensions (5~30A)



• Static characteristics



• Circuit (5 ~ 30A)



Electrical Specifications

Rated Voltage **250Vac**

Safety Standard	Model Number	Rated Current (A)	Test Voltage	Insulation Resistance	Leakage Current max.	Voltage Drop max.	Temperature Rise max.	Operating Temperature (°C)	Insertion losses		Weight typ.(g)
									Normal Mode (MHz)	Common Mode (MHz)	
	SUP-EK5-ER-6	5	Line to Case 2,500Vac 50/60Hz 60sec	Line to Case 100MΩmin (at 500Vdc)	1mA (at 250Vac 60Hz)	1.0Vac	45K	-25 ~ +50 (100°C with Temp. rise)	0.4 ~ 20	0.15 ~ 10	500
	SUP-EK10-ER-6	10							0.5 ~ 30	0.2 ~ 10	
	SUP-EK15-ER-6	15								0.4 ~ 10	
	SUP-EK20-ER-6	20							*0.6 ~ 30	*2.0 ~ 30	
	SUP-EK30-ER-6	30									

Guaranteed attenuation is more than 40dB in normal and common mode. (*more than 35dB)
Available leakage current 70μA max.(250Vac, 60Hz) type for medical equipments and low leakage current equipments.