

Features

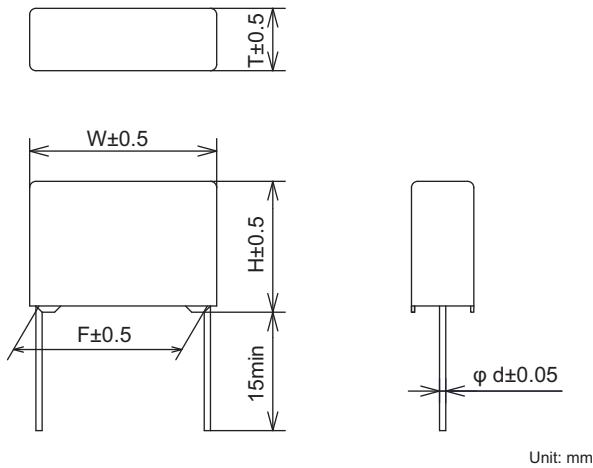
- 30% smaller size of HCE series.
- High withstand voltage (line to case) by resin case.

Applications

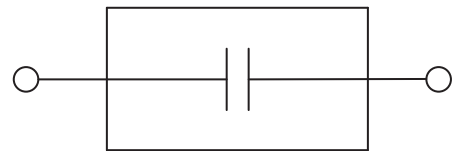
- Active filter circuit for electrical appliances. (PFC circuit)



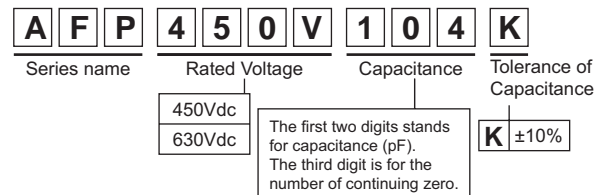
Dimensions



Circuit



Model numbering system



Electrical Specifications

Rated Voltage	Model Number	Capacitance μF±10%	Dimensions (mm)					Dissipation Factor	Test Voltage	Insulation Resistance
			W	H	T	F	φ d			
450Vdc	AFP450V104K	0.1	12.0	11.5	6.5	10.0	0.6	C≤1.0μF 0.001max. C>1.0μF 0.002max. (at 1kHz)	Rated Voltage ×1.75Vdc (2~5sec)	C≤0.33μF 50,000MΩmin. C>0.33μF 20,000Ω•Fmin. (at 20°C, 100Vdc)
	AFP450V154K	0.15	14.0	11.5	7.0	12.5	0.6			
	AFP450V224K	0.22	14.0	13.5	8.5	12.5	0.6			
	AFP450V334K	0.33	14.0	15.5	10.0	12.5	0.6			
	AFP450V474K	0.47	17.0	16.5	11.5	15.0	0.6			
	AFP450V684K	0.68	22.5	17.0	10.0	20.0	0.6			
	AFP450V105K	1.0	22.5	20.5	12.0	20.0	0.6			
	AFP450V155K	1.5	26.0	22.0	13.5	22.5	0.8			
630Vdc	AFP630V104K	0.1	17.0	12.0	6.0	15.0	0.6			
	AFP630V154K	0.15	17.0	15.0	8.0	15.0	0.6			
	AFP630V224K	0.22	17.0	16.0	9.0	15.0	0.6			
	AFP630V334K	0.33	25.5	17.5	8.0	22.5	0.8			
	AFP630V474K	0.47	25.5	19.0	9.5	22.5	0.8			
	AFP630V684K	0.68	30.5	21.0	10.5	27.5	0.8			
	AFP630V105K	1.0	30.5	23.0	12.5	27.5	0.8			
	AFP630V155K	1.5	30.5	27.5	17.0	27.5	0.8			
AFP630V225K	2.2	30.5	30.5	20.5	27.5	0.8				

Operating Temperature: -55~+100°C



● *Permissible current data*

The representative capacity value's permissible current characteristics per rated voltage is shown below.
Please ask a sales representative for capacitance data not shown below.

